

# Mary's Song of Praise: The Magnificat

Luke 1:46-55 ESV

<sup>46</sup> *And Mary said,*

“My soul  
my spirit  
my Savior,  
magnifies the Lord, <sup>47</sup>and  
rejoices in God

<sup>48</sup> for he has looked on the **humble estate**  
of **his servant**.

For behold, from now on  
all generations will call me blessed;

<sup>49</sup> for he who is mighty  
has done great things for me,  
and holy is his name.

<sup>50</sup> And **his mercy** is for those who fear him  
**from generation to generation.**

<sup>51</sup> He has **shown strength** with his arm;  
he has **scattered** the proud  
in the thoughts of their hearts;

<sup>52</sup> he has **brought down** the mighty from their thrones  
and **exalted** those of **humble estate**;

<sup>53</sup> he has **filled** the hungry with good things,  
and the rich he has **sent away** empty.

<sup>54</sup> He has **helped his servant Israel**,  
in remembrance of **his mercy**,  
<sup>55</sup> as he **spoke**

- to our fathers,
- to Abraham and
- **to his offspring forever.**”

## Memorizing

Welcome to this awesome journey of knowing God more intimately by spending time memorizing His Word.

Memorizing is like putting together a puzzle. It's all about connecting the pieces until the complete picture emerges. A puzzle takes time and effort. So does memorizing. There will be challenges trying to fit all the pieces together but, by using a few tips, tricks and tools, You CAN Memorize!

The purpose of this study guide is to encourage you to memorize 'Mary's Song of Praise' by giving you tools to help you on your journey. You can choose to memorize the first sentence (written below) or all ten verses. Another option is learning to 'read' the first letter of each word as shown on page 6. Whichever goal you set for yourself, may these verses become a part of your worship, your prayer life, and your very being.


*And Mary said,*

“My soul  
my spirit  
my Savior,

magnifies the Lord, and  
rejoices in God

for he has looked on the humble estate of his servant.

& M s, “M s m t L,  
& m s r i G m S,  
f h h l o t h e o h s.



## See the big picture

Seeing the big picture gives you a context for all the verses you are going to memorize.

Start by reading through the passage several times.

Who are the main characters? What do they do? How do they respond to life, to people, to God? Write out your observations.

Mary	God	the proud	Israel



## Ask questions

Another way of understanding the passage is to take each phrase and turn it into a question. Ask Who? What? Where? When? Why? and How?

Who is the speaker?	And Mary said.
How does she respond to God?	My soul magnifies the Lord and my spirit rejoices in God
How does she define God's role in her life?	my Savior.


Now, cover the verses and recite the passage using the questions to prompt your memory.


*“Our concentration of Jesus will be strengthened by memorization of great passages (not just verses) from scripture. ... The practice of memorizing the scriptures is more important than a daily quiet time, for as we fill our minds with these great passages and have them available for our meditation, quiet time takes over the entirety of our lives.”* Dallas Willard




## Visualize the words

Write out the passage using a mixture of pictures – drawings, doodles, abbreviations, symbols – and words.

& Mary , “My soul  the Lord...

4 He has  on the ...


**Visualizing is one of the most effective tools for memorizing!**



## Dramatize the story

These verses are filled with drama. Act out the story. Use your whole being: facial expressions, actions, poses, pauses, and volume. Practice in front of a mirror or with a friend.

*p.s. Memorize with a friend: recite together, share your memorizing tips, talk about your insights, and encourage each other!*




## The first letter of each word

'Read' Mary's Song of Praise by using the first letter of each word to guide you.

46	& M s, "M s m t L,	51	H h s s w h a; h h s t p i t t o t h;
47	& m s r i G m S,	52	h h b d t m f t t & e t o h e;
48	f h h l o t h e o h s.	53	h h f t h w g t, & t r h h s a e.
	F b, f n o a g w c m b;	54	H h h h s I, i r o h m,
49	f h w i m h d g t f m, & h i h n.	55	a h s t o f, t A & t h o f."
50	& h m i f t w f h f g t g.		

This is a great tool for writing out verses by memory.

p.s. *Mary's Song of Praise only has 140 words. You can do it 😊*




## Parallel phrases

Parallelism is common in Biblical literature; phrases are contrasted, repeated or expanded. Mary's Song of Praise is filled with parallelism.

e.g. verse 50 'from generation to generation.'  
 verse 55 'to his offspring forever.'

Make a list of parallel words and phrases and figure out how to differentiate them in their context. Use your tool box - draw pictures, ask questions etc.

## Putting the pieces together




1. Make an outline of the passage. Include boxes, bullet points, connecting words, key words and, if you like, verse numbers.
2. Fill in as many words as you can remember.
3. Then, look at the passage and fill in the blank spaces. Use your tools to help you remember the missing words: draw pictures, write out questions, find parallel words and make connections.

Each time you puzzle through the missing pieces, your memory improves. One day you will write out the whole passage without any help. *Congratulations, you did it!*

Here is an example of how to outline Luke 1:46-55.

And



for his servant. humble estate

For

for

and

And his mercy from generation to generation.

He has  
he has

he has and humble estate

he has  
and

He has his servant Israel  
his mercy

- 
- 
- to his offspring forever.

### You CAN Memorize

By Doreen Buhler  
November 2020